

Texas Public POLICY FOUNDATION

NEXT GENERATION TEXAS



TESTIMONY BEFORE THE TEXAS STATE BOARD OF EDUCATION CHARTER APPLICANT SNAPSHOTS

BY MATTHEW MCCORMICK | JUNE 21, 2023

NEXT GEN INNOVATION ACADEMY

SCHOOL QUALITY IN SPRING BRANCH

Reading and math proficiency are key signs of quality. Of middle school students within 5 miles of the proposed school location:

- **6,177 (47.1%)** are below grade level in reading (ELA), and
- **7,417 (57.2%)** are below grade level in mathematics.

Statewide, 97% of students who fall behind do not catch up.

This area needs higher-quality educational options, especially in mathematics, and a T-STEM school like Next Gen Innovation Academy would meet that need.

EDUCATIONAL OPTIONS IN SPRING BRANCH

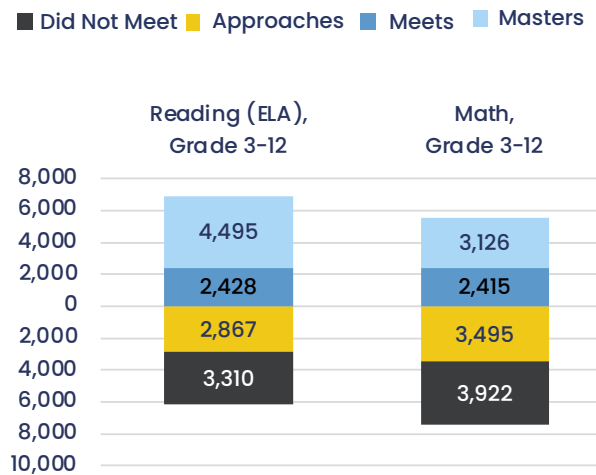
Houston has a high demand for biotech workers with Baylor College of Medicine, the Texas Medical Center, and the newly announced TMC BioPort, estimated to create 100,000 new jobs.

Three public magnet school locations rejected 2,409 students from their programs for the 2022-23 school year.

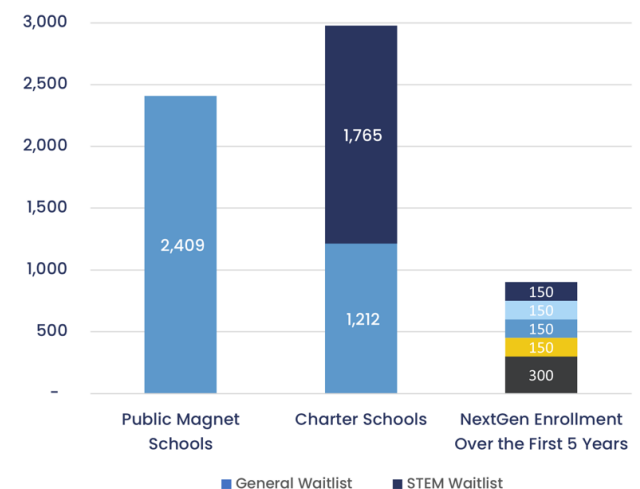
Six charter schools offer STEM programs, but they have a combined waitlist of 1,765 students.

Next Gen Innovation Academy would enroll 1,050 students, or less than 20% of students currently on waitlists near Spring Branch.

Students On Grade Level in Middle Schools Near Spring Branch



Students Waitlisted or Rejected by Local Public Magnet or Charter Schools



SAMPLE OF STUDENTS WAITLISTED OR REJECTED BY PUBLIC MAGNET AND CHARTER SCHOOLS IN SPRING BRANCH

SCHOOL NAME	SCHOOL TYPE	STUDENTS WAITLISTED OR REJECTED	DISTANCE FROM SITE
YES Prep- Northwest	Charter	51	3 Miles
YES Prep- White Oak	Charter	106	4 Miles
YES Prep- West	Charter	139	7 miles
YES Prep- Gulfton	Charter	258	8 miles
KIPP Connect HS	Charter	215	8 miles
YES Prep- Northline	Charter	92	9 miles
Harmony Science Academy	Charter	240	9 miles
Harmony School of Discovery	Charter	338	9 miles
KIPP Generations Collegiate	Charter	93	9 miles
KIPP Houston HS	Charter	258	10 miles
Harmony School of Advancement- Houston	Charter/T-STEM	386	8 miles
Harmony School of Ingenuity	Charter/T-STEM	560	12 miles
Harmony School of Innovation- Sugar Land	Charter/T-STEM	201	12 miles
Harmony School of Innovation- Katy	Charter/T-STEM	40	16 miles
Scarborough HS	Public Magnet	152	3 miles
Eisenhower HS	Public Magnet	109	5 miles
Waltrip HS	Public Magnet	990	5 miles
Black Middle	Public Magnet	568	5 miles
Clifton Middle	Public Magnet	91	3 miles
Drew Academy	Public Magnet	197	6 miles
Hoffman Middle	Public Magnet	80	4 miles
Revere Middle	Public Magnet	222	5 miles

SOURCES

School Quality: TEA, 2021–22 Texas Academic Performance Reports <https://rptsvr1.tea.texas.gov/perfreport/tapr/2022/index.html>

Charter Waitlist Data: PIR to TEA

Magnet School Rejections Data: PIR to ISDs

CELEBRATE DYSLEXIA SCHOOL

SPECIAL EDUCATION QUALITY IN CENTRAL SAN ANTONIO

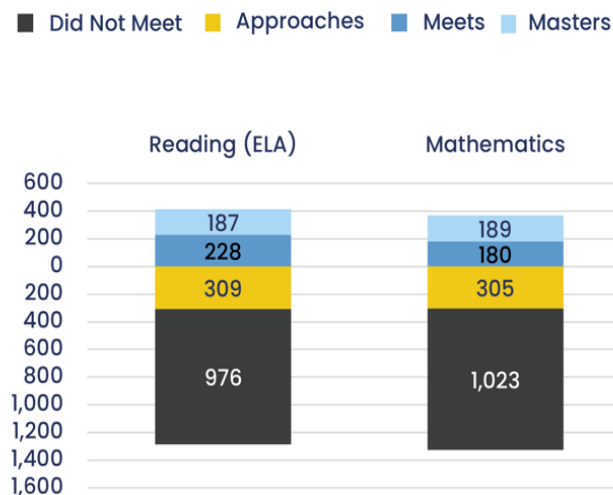
Reading and math proficiency are key signs of quality. Of special education middle school students within 5 miles of the proposed school location:

- 4,327 (52.4%) are below grade level in reading (ELA), and
- 5,136 (61.7%) are below grade level in mathematics.

Statewide, 97% of students who fall behind do not catch up.

Special education students in this area need higher-quality education options, and Celebrate Dyslexia would provide specialized care to students with dyslexia.

Special Education Students On Grade Level in Elementaries in Central San Antonio



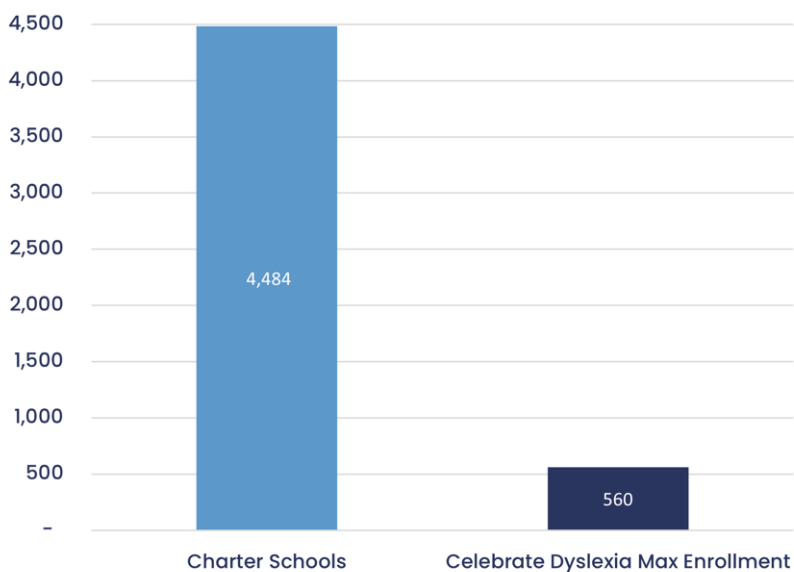
EDUCATION OPTIONS IN CENTRAL SAN ANTONIO

Up to one in 5 adults may have dyslexia, but only 4.55% of students in San Antonio school districts receive dyslexia services.

Private schools that specialize in learning differences can cost between \$9,000 and \$20,000 a year.

Over 4,484 students attend charter schools in north San Antonio, and over 320 students are on a waitlist. The maximum enrollment of Celebrate Dyslexia of 560 would increase the total number of charter school students by less than 12%.

Current and Future Charter School Enrollment in Central San Antonio



SAMPLE OF STUDENTS WAITLISTED OR REJECTED BY PUBLIC MAGNET AND CHARTER SCHOOLS NEAR SAN ANTONIO

SCHOOL NAME	SCHOOL TYPE	WAITLIST (& CURRENT ENROLLMENT)	DISTANCE FROM SITE
Great Hearts - Monte Vista	Charter	17 (462)	1 mile
IDEA Carver Academy	Charter	14 (574)	2 miles
IDEA Eastside Academy	Charter	3 (494)	3 miles
KIPP Aspire Academy	Charter	53 (509)	3 miles
KIPP Esperanza Pri	Charter	157 (533)	3 miles
IDEA Najim Academy	Charter	3 (640)	4 miles
KIPP Un Mundo Pri	Charter	63 (519)	4 miles
Basis San Antonio – Pri North Central Campus	Charter	13 (753)	5 miles

SOURCES

School Quality: TEA, 2021–22 Texas Academic Performance Reports <https://rptsvr1.tea.texas.gov/perfreport/tapr/2022/index.html>

Charter Waitlist Data: PIR to TEA

Magnet School Rejections Data: PIR to ISDs

HERITAGE CLASSICAL ACADEMY

SCHOOL QUALITY IN NORTH CENTRAL HOUSTON

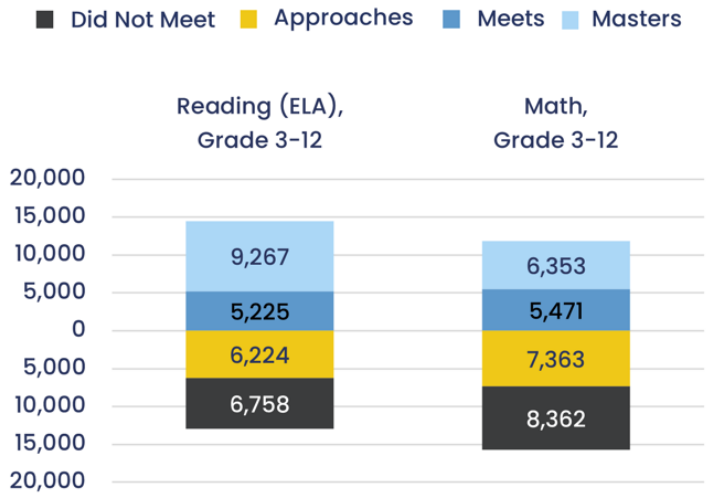
Reading and math proficiency are key signs of quality. Of middle school students within 5 miles of the proposed school location:

- 12,982 (47.3%) are below grade level in reading (ELA), and
- 15,725 (57.1%) are below grade level in mathematics.

Statewide, 97% of students who fall behind do not catch up.

This area needs higher-quality educational options, and Heritage Classical Academy would provide an innovative model for parents and students to choose.

Students On Grade Level in Elementaries and Middle Schools Near 77092



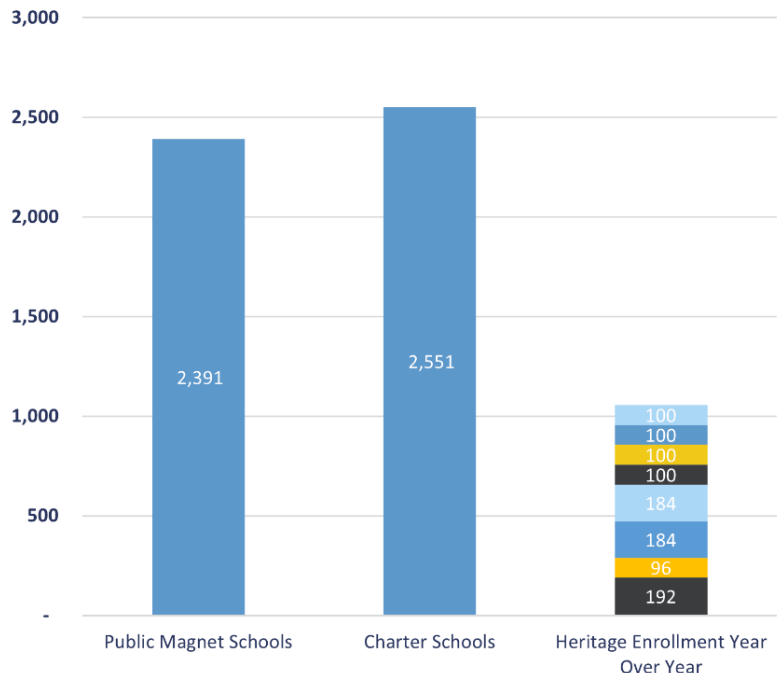
EDUCATIONAL OPTIONS IN NORTH CENTRAL HOUSTON

Classical schools appeal to parents who want to ground their children's education in the pursuit of truth, goodness, and beauty.

Public magnet school locations rejected 2,391 students from their programs for the 2022-23 school year. Charter schools in the area have a combined waitlist of 2,551 students. In total, almost 5,000 student applications for a choice school near Heritage Classical Academy's proposed location were denied.

Heritage Classical would enroll 1,056 students in the first eight years of operation, or about 20% of the students currently on waitlists in central NW Houston.

Students Waitlisted or Rejected by Local Public Magnet or Charter Schools



SAMPLE OF STUDENTS WAITLISTED OR REJECTED BY PUBLIC MAGNET AND CHARTER SCHOOLS IN CENTRAL HOUSTON

SCHOOL NAME	SCHOOL TYPE	STUDENTS WAITLISTED OR REJECTED	DISTANCE FROM SITE
Yes Prep - White Oak	Charter	106	2 miles
Harmony School of Endeavor - Houston	Charter	152	3 miles
KIPP 3D Academy	Charter	524	5 miles
Yes Prep - Northline	Charter	92	6 miles
Yes Prep - Northwest	Charter	51	6 miles
Drew Academy	Charter	197	6 miles
Harmony School of Excellence - Houston	Charter	242	6 miles
KIPP Sharpstown College Prep	Charter	182	6 miles
Yes Prep - Gulfton	Charter	258	7 miles
Yes Prep - Northside	Charter	100	7 miles
Baker - Ripley Charter School	Charter	82	7 miles
KIPP Connect MS	Charter	262	7 miles
Yes Prep - West	Charter	139	8 miles
Harmony School of Technology - Houston	Charter	65	8 miles
Hoffman Middle	Public Magnet	80	5 miles
Houston Academy	Public Magnet	310	4 miles
Clifton MS	Public Magnet	90	4 miles
Black Middle School	Public Magnet	568	5 miles
Burbank Middle	Public Magnet	600	5 miles
Hamilton MS	Public Magnet	743	3 miles

SOURCES

School Quality: TEA, 2021-22 Texas Academic Performance Reports <https://rptsvr1.tea.texas.gov/perfreport/tapr/2022/index.html>

Charter Waitlist Data: PIR to TEA

Magnet School Rejections Data: PIR to ISDs

THE VILLAGE SPEECH AND DEBATE ACADEMY

SCHOOL QUALITY IN SOUTH FORT WORTH

Reading and math proficiency are key signs of quality. Of middle school students within 5 miles of the proposed school location:

- 6,843 (57.9%) are below grade level in reading (ELA) and
- 7,938 (67.2%) are below grade level in mathematics.

Statewide, 97% of students who fall behind do not catch up.

South Fort Worth needs higher-quality educational options, and The Village Speech and Debate Academy offers a unique instructional model to inspire local students.

EDUCATIONAL OPTIONS IN SOUTH FORT WORTH

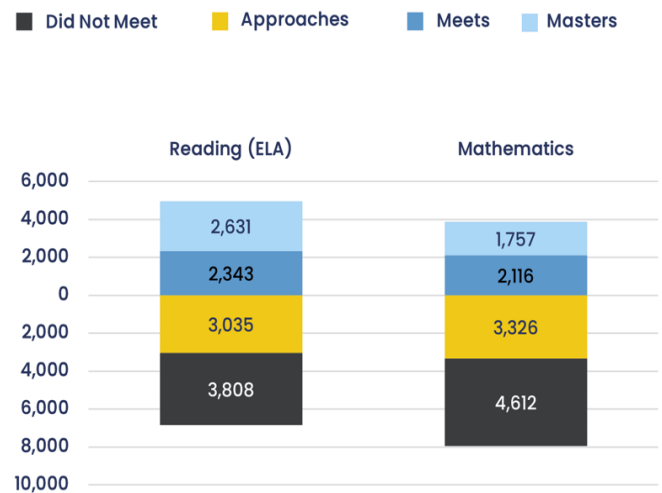
The Village Speech and Debate Academy puts communication at the forefront of its curriculum to prepare its students to share and promote their ideas before diverse audiences.

School choice is strongly desired in the Fort Worth area, and the Fort Worth school district has responded by creating 24 schools of choice for PK-8th alone.

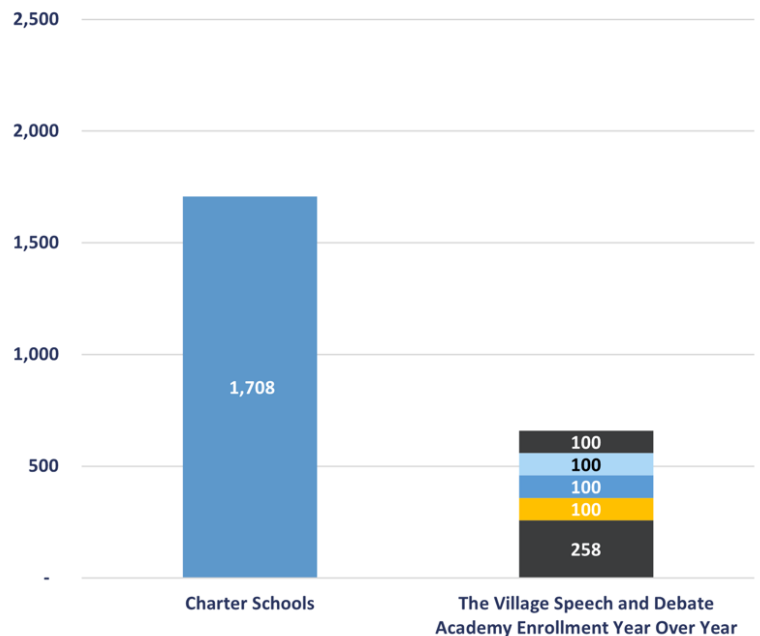
Despite these public school district options, charter demand remains high, and local charter schools have a waiting list of over 1,700.

The Village Speech and Debate Academy would enroll 658 students, or less than 40% of the total students currently on a charter waitlist in South Fort Worth.

Students On Grade Level in Elementaries Near South Fort Worth



Students Waitlisted or Rejected by Local Public Magnet or Charter Schools



SAMPLE OF STUDENTS WAITLISTED OR REJECTED BY PUBLIC MAGNET AND CHARTER SCHOOLS SOUTH FORT WORTH

SCHOOL NAME	SCHOOL TYPE	STUDENTS WAITLISTED OR REJECTED	DISTANCE FROM SITE
Trinity Basin Preparatory	Charter	222	3 miles
IDEA Southeast Academy	Charter	57	4 miles
IDEA Achieve Academy	Charter	20	5 miles
IDEA Edgecliff Academy	Charter	236	5 miles
Harmony Science Academy- Fort Worth	Charter	310	5 miles
IDEA Rise Academy	Charter	159	6 miles
High Point Academy SFW	Charter	19	6 miles
Uplift Ascend	Charter	116	7 miles
Newman International Academy at Fort Worth	Charter	74	7 miles
Great Hearts Lakeside	Charter	11	8 miles
IL Texas North Richland Hills EL	Charter	21	8 miles
Uplift Crescendo Preparatory School	Charter	50	9 miles
IL Texas Saginaw EL	Charter	36	9 miles
Uplift Elevate Preparatory School	Charter	41	10 miles
Arlington Classics Academy- Arkansas Campus	Charter	60	10 miles
Wimbish World Language Academy	Public Magnet	219	12 miles

SOURCES

School Quality: TEA, 2021–22 Texas Academic Performance Reports <https://rptsvr1.tea.texas.gov/perfreport/tapr/2022/index.html>

Charter Waitlist Data: PIR to TEA

Magnet School Rejections Data: PIR to ISDs

UP EXCELLENCE ACADEMY

SCHOOL QUALITY IN CENTRAL HOUSTON

Reading and math proficiency are key signs of quality. Of elementary and middle school students within 5 miles of the proposed school location:

- 8,017 (51.3%) are below grade level in reading (ELA), and
- 9,216 (59.2%) are below grade level in mathematics.

Statewide, 97% of students who fall behind do not catch up.

Elementary and middle school students in Houston need higher-quality educational options and UP Excellence Academy offers a unique experiential learning curriculum to help young scholars succeed.

EDUCATIONAL OPTIONS IN CENTRAL HOUSTON

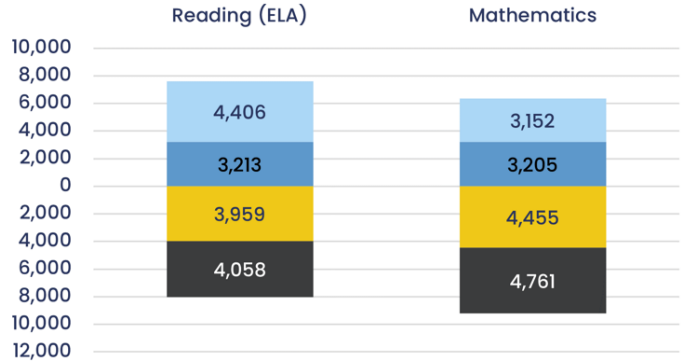
UP Excellence Academy employs experiential learning, cooperative grouping, and active learning pedagogy to maximize learning and positive social interactions.

School choice is in high demand in central Houston, with a combined waitlist of over 14,000 for public magnet schools and charter schools.

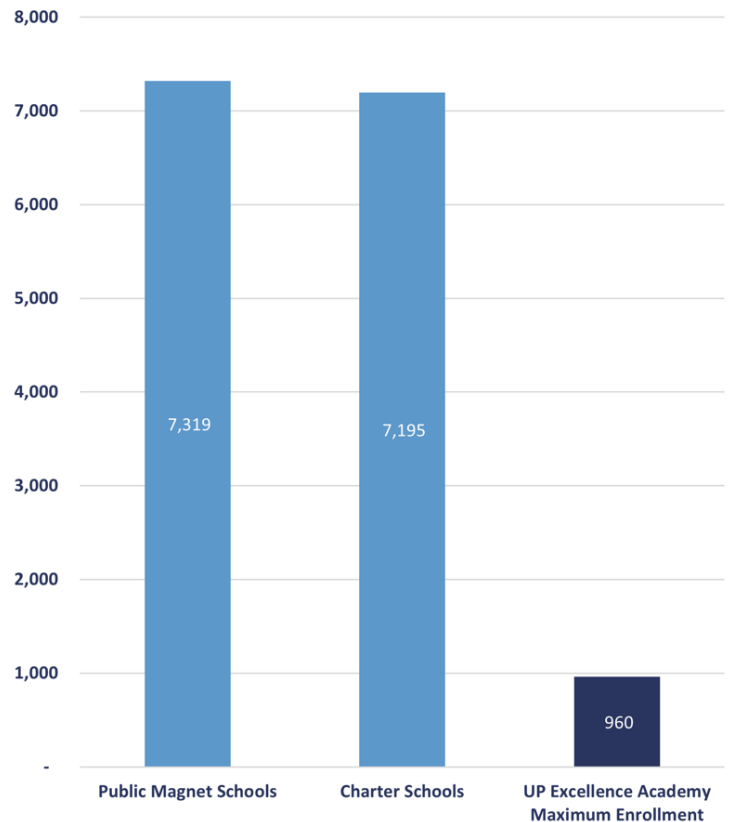
UP Excellence Academy would have a maximum enrollment of 960, or 6% of the total students currently on waitlists for local schools.

Students On Grade Level in Elementaries and Middle Schools Near Central Houston

■ Did Not Meet ■ Approaches ■ Meets ■ Masters



Students Waitlisted or Rejected by Local Public Magnet or Charter Schools



SAMPLE OF STUDENTS WAITLISTED OR REJECTED BY PUBLIC MAGNET AND CHARTER SCHOOLS IN CENTRAL HOUSTON

SCHOOL NAME	SCHOOL TYPE	STUDENTS WAITLISTED OR REJECTED	DISTANCE FROM SITE
Mickey Leland College Prep Academy For Young Men	Public Magnet	155	0 miles
Yes Prep- Northside	Charter	100	1 miles
Yes Prep- 5th Ward	Charter	32	1 miles
Atherton EL	Public Magnet	164	1 miles
Fleming MS	Public Magnet	81	1 miles
Kashmere Gardens EL	Public Magnet	86	1 miles
Key MS	Public Magnet	125	1 miles
Eastex-Jensen Neighborhood School	Charter	34	2 miles
Cook Jr EL	Public Magnet	97	2 miles
Crockett EL	Public Magnet	492	2 miles
Herrera EL	Public Magnet	210	2 miles
Hogg MS	Public Magnet	857	2 miles
Berry EL	Public Magnet	248	3 miles
Burrus EL	Public Magnet	100	3 miles
Gregory-Lincoln Ed Ctr	Public Magnet	415	3 miles
Hamilton MS	Public Magnet	745	3 miles
Harvard EL	Public Magnet	1665	3 miles
Wharton K-8 Dual Language Academy	Public Magnet	827	3 miles
KIPP 3D Academy	Charter	524	4 miles
KIPP Intrepid Preparatory	Charter	111	4 miles
KIPP Dream Prep	Charter	562	4 miles
KIPP Explore Academy	Charter	96	4 miles
Blackshear EL	Public Magnet	148	4 miles

SOURCES

School Quality: TEA, 2021-22 Texas Academic Performance Reports <https://rptsvr1.tea.texas.gov/perfreport/tapr/2022/index.html>

Charter Waitlist Data: PIR to TEA

Magnet School Rejections Data: PIR to ISDs



ABOUT THE AUTHOR

Matthew McCormick is a K-12 education policy analyst for the Next Generation Texas initiative at the Texas Public Policy Foundation.

Matthew recently served as a policy analyst in the Texas Senate, focusing on education legislation. He has also worked at the Texas Health and Human Services Commission in the Early Childhood Intervention Program. Before entering the public service sector, Matthew taught high school English where he saw the potential of Texas students and the need for reform.

Matthew holds a Master of Public Service and Administration from the Bush School of Government at Texas A&M University and a B.A. in Government from the University of Texas. In his free time, he enjoys reading, writing, and cooking.

Texas  *Public*
POLICY FOUNDATION

